

CUT →

CUT →

CUT →

CUT →

CUT ↑

These flash cards are designed to make it easy for you to print at home.

Print
Simply print on your color printer.

TIP: Using a heavy weight card stock can make the flash cards a bit more sturdy.

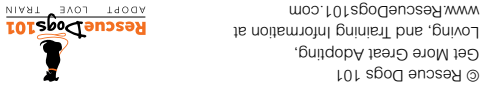
FOLD →

Cut
Cut on the blue dotted lines using scissors or cutting board.

Fold
Fold each card in half on the pink dotted line.

Glue
After folding in half, use a glue stick or tape each card together.

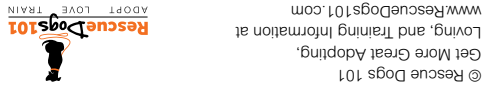
CUT ↓



SCARED and/or STRESSED

- Tail is tucked under his body
- Head is hiding
- Ears lowered

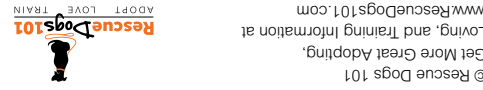
DOG BODY LANGUAGE 101



SCARED and/or STRESSED

- Widen eyes (whale eye)
- Ears tilted back
- Paws are spread apart with nails extruding

DOG BODY LANGUAGE 101



SCARED and/or STRESSED

- Tail is tucked under his body

DOG BODY LANGUAGE 101



FOLD ←

CUT →

CUT →

CUT →

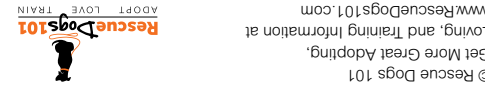
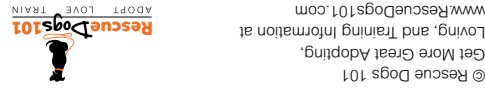
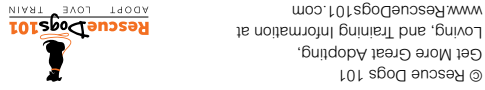
CUT →

CUT ↑

Start by asking these questions and then you can add your own.

What is this dog feeling?

How do you know this dog is scared, aggressive or happy?



- Widen eyes (whale eye)
 - Ears lowered
 - Head is lowered
 - Hiding under furniture
- SCARED**

DOG BODY LANGUAGE 101

- Head lowered
 - Ears tilted back
 - Eyes squinting
- UNCOMFORTABLE and/or STRESSED**

DOG BODY LANGUAGE 101

- Ears tilted back
 - Eyes squinting (almost whale eye)
- UNCOMFORTABLE and/or STRESSED**

DOG BODY LANGUAGE 101

FOLD →

What is this dogs (tail) (ears) (eyes) (body) telling us?

Is it okay to approach and pet this dog?

Why is this dog...

True or False.

CUT ↓



FOLD ←

CUT →

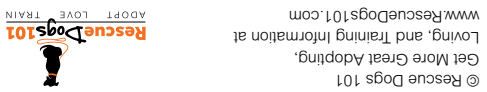
CUT →

CUT →

CUT →

CUT ↑

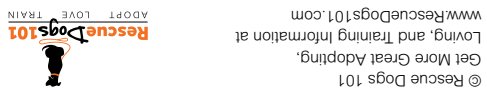
When reading your dogs body language, it is critical to look at the entire picture. Some signals by themselves may be misleading if you're not looking at his full body and considering the situation. Remember each dog and situation is unique!



- Ears lowered
- Head lowered
- guarding food bowl
- Paws appear to be
- Mouth is slightly open

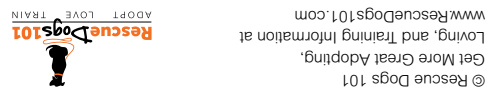
RESOURCE GUARDING

DOG BODY LANGUAGE 101



- Teeth showing
 - other dog
 - Shoulder bumping
 - Ears held forward and high
- ## DOMINANT and/or AGGRESSIVE

DOG BODY LANGUAGE 101



- Quick licking of nose
- Eyebrows furrowed
- Head lowered

UNSURE and/or STRESSED

DOG BODY LANGUAGE 101

FOLD →

FOLD ←

CUT ↓



CUT →

CUT →

CUT →

CUT →

If you don't already have the Dog Body Language e-book, download it now at

<https://www.rescuedogs101.com/dog-body-language-101-book/>

CUT ↑



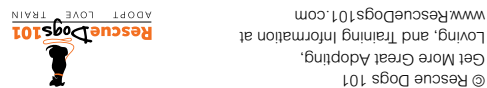
- SCARED and/or STRESSED**
- Widen eyes (whale eye)
 - Head lowered
 - Ears tilted back
 - This dog if pushed further may bite

DOG BODY LANGUAGE 101



- SCARED and/or STRESSED**
- Ears lowered
 - Body pulling away from situation
 - One paw lifted

DOG BODY LANGUAGE 101



- AGGRESSIVE**
- Lips and nose curled
 - Teeth showing
 - Body lunging
 - This dog will bite if approached

DOG BODY LANGUAGE 101

FOLD →



CUT ↓

FOLD ←



CUT →

CUT →

CUT →

CUT →

If you don't already have the Dog Body Language e-book, download it now at

<https://www.rescuedogs101.com/dog-body-language-101-book/>

CUT ↑



© Rescue Dogs 101
Get More Great Adopting,
Loving, and Training Information at
www.Rescuedogs101.com

- Yawning
 - Head turning away
 - Ears tilted back
- UNSURE and/or STRESSED**

DOG BODY LANGUAGE 101



© Rescue Dogs 101
Get More Great Adopting,
Loving, and Training Information at
www.Rescuedogs101.com

- Ears held high and alert
 - Body is very still
 - Tail may be stiff and wagging slowly
- ALERT and/or AGGRESSIVE**

DOG BODY LANGUAGE 101



© Rescue Dogs 101
Get More Great Adopting,
Loving, and Training Information at
www.Rescuedogs101.com

- Widen eyes (whale eye)
 - Ears tilted back and lowered
 - Head turning away
- SCARED and/or STRESSED**

DOG BODY LANGUAGE 101

FOLD →

FOLD ←



CUT ↓

CUT →

CUT →

CUT →

CUT →

If you don't already have the Dog Body Language e-book, download it now at

<https://www.rescuedogs101.com/dog-body-language-101-book/>

CUT ↑



© Rescue Dogs 101
Get More Great Adopting,
Loving, and Training Information at
www.Rescuedogs101.com

- One paw lifted
 - Ears lowered
 - Head is turned away
- SCARED and/or STRESSED**

DOG BODY LANGUAGE 101



© Rescue Dogs 101
Get More Great Adopting,
Loving, and Training Information at
www.Rescuedogs101.com

- Lips and nose curled
 - Teeth showing
 - These dogs may bite if approached
- AGGRESSIVE**

DOG BODY LANGUAGE 101




© Rescue Dogs 101
Get More Great Adopting,
Loving, and Training Information at
www.Rescuedogs101.com

- Tail is wagging quickly
 - Mouth is relaxed and appears to be smiling
 - Eyes are soft and relaxed
- HAPPY and RELAXED**

DOG BODY LANGUAGE 101

FOLD →

FOLD ←



CUT ↓

CUT →

CUT →

CUT →

CUT →

If you don't already have the Dog Body Language e-book, download it now at

<https://www.rescuedogs101.com/dog-body-language-101-book/>

CUT ↑



© Rescue Dogs 101
Get More Great Adopting,
Loving, and Training Information at
www.Rescuedogs101.com

- Ears titled back
 - Eyebrows furrowed
- SCARED and/or STRESSED**

DOG BODY LANGUAGE 101



© Rescue Dogs 101
Loving, and Training Information at
www.Rescuedogs101.com

- Body stiff
 - Head turned
 - Ears titled back
 - Widen eyes (whale eye)
- SCARED and/or STRESSED**

DOG BODY LANGUAGE 101



© Rescue Dogs 101
Get More Great Adopting,
Loving, and Training Information at
www.Rescuedogs101.com

- Ears held forward and high
 - Tail is erect
 - Shoulder bumping other dog
- DOMINANT**

DOG BODY LANGUAGE 101

FOLD →



CUT ↓

FOLD ←



CUT →

CUT →

CUT →

CUT →

If you don't already have the Dog Body Language e-book, download it now at

<https://www.rescuedogs101.com/dog-body-language-101-book/>

CUT ↑



© Rescue Dogs 101
Get More Great Adopting,
Loving, and Training Information at
www.Rescuedogs101.com

**SCARED, ALERT
OR AGGRESSIVE**

- Ears tilted back
- Body is very still
- Complete situation must be observed

DOG BODY LANGUAGE 101



© Rescue Dogs 101
Get More Great Adopting,
Loving, and Training Information at
www.Rescuedogs101.com

**SCARED and/or
STRESSED**

- Ears tilted back
- Widen eyes (whale eye)

DOG BODY LANGUAGE 101



© Rescue Dogs 101
Get More Great Adopting,
Loving, and Training Information at
www.Rescuedogs101.com

**SCARED and/or
STRESSED**

- Ears tilted back
- Head lowered
- Widen eyes (whale eye)
- Avoiding eye contact

DOG BODY LANGUAGE 101

FOLD →



CUT ↓

FOLD ←



CUT →

CUT →

CUT →

CUT →

CUT ↑

These flash cards are designed to make it easy for you to print at home.

Print
Simply print on your color printer.

TIP: Using a heavy weight card stock can make the flash cards a bit more sturdy.

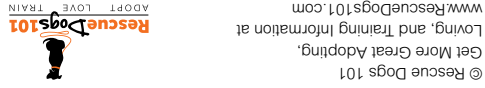
FOLD →

Cut
Cut on the blue dotted lines using scissors or cutting board.

Fold
Fold each card in half on the pink dotted line.

Glue
After folding in half, use a glue stick or tape each card together.

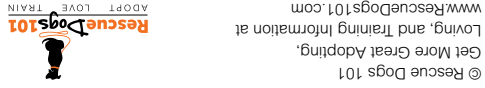
CUT ↓



- Mouth is relaxed and appears to be smiling
- Eyes and ears are soft and relaxed
- Laying down

HAPPY and RELAXED

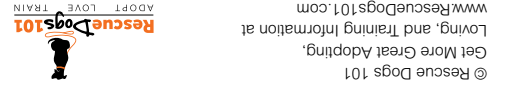
DOG BODY LANGUAGE 101



- Mouth is relaxed and appears to be smiling
- Eyes and ears are soft and relaxed
- Laying down

HAPPY and RELAXED



DOG BODY LANGUAGE 101



- Mouth is relaxed and appears to be smiling
- Eyes and ears are soft and relaxed
- Laying down

HAPPY and RELAXED

DOG BODY LANGUAGE 101



FOLD ←

CUT →

CUT →

CUT →

CUT →

CUT ↑

These flash cards are designed to make it easy for you to print at home.

Print
Simply print on your color printer.

TIP: Using a heavy weight card stock can make the flash cards a bit more sturdy.

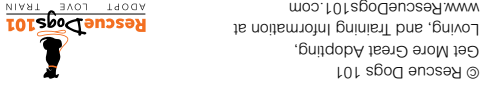
FOLD →

Cut
Cut on the blue dotted lines using scissors or cutting board.

Fold
Fold each card in half on the pink dotted line.

Glue
After folding in half, use a glue stick or tape each card together.

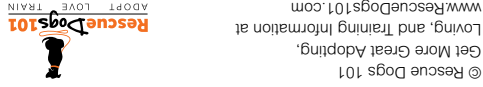
CUT ↓



HAPPY and RELAXED

- Mouth is open and relaxed
- Rolling over on back

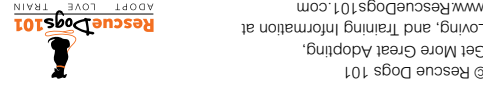
DOG BODY LANGUAGE 101



RESOURCE GUARDING

- Mouth is tightly gripping bone
- Whale eye (whites of eyes showing)
- Ears lowered and tilted back

DOG BODY LANGUAGE 101



DOMINANT

- Tail is erect
- Paw is on other dogs shoulder
- Hackles slightly raised

DOG BODY LANGUAGE 101

FOLD ←

